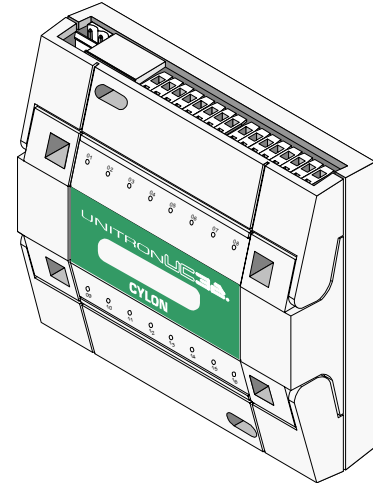


# CYLON

## UC32.16DI

The **UC32.16DI** is a digital input multiplexer for use with UnitronUC32 Field Controllers. It has 16 Volt-free digital inputs and no outputs. The input values are sent to the strategies of UC32 controllers using Global messages.



- 16 Volt-free Digital inputs

- Isolated RS485 Fieldbus network with up to 1.2Km length

The **UC32.16DI** controller is part of the **UnitronUC32** range of products, which offers the following benefits:

### Unique Flexibility with UniPuts™

The **UnitronUC32** range uniquely presents **UniPuts™** - a revolutionary answer to flexible point configuration, offering maximised utilisation of controller capacity along with flexibility in strategy changes. Built on a modern web-based architecture, the **UnitronUC32** range has a wide application scope with the flexibility of being stand-alone or network enabled.

### Cost Effective, low entry point for building control

The **UnitronUC32** range offers reduced costs in terms of training, implementation, rollout and maintenance. Modular, extendible packages along with low installation costs mean a low entry point for building control. The future-proof **UnitronUC32** range provides forward & backward compatibility, meaning an effortless upgrade path for existing **Unitron** Systems.

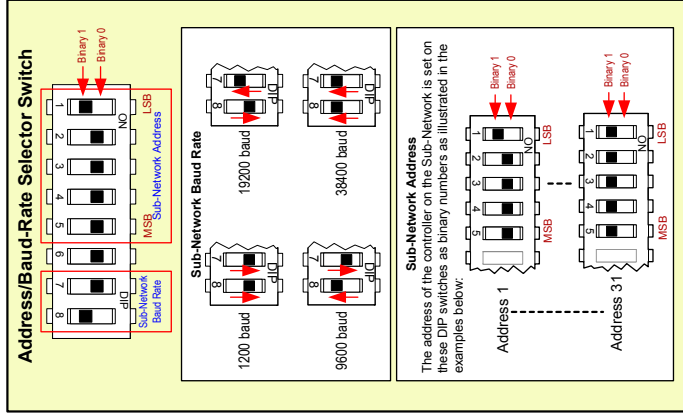
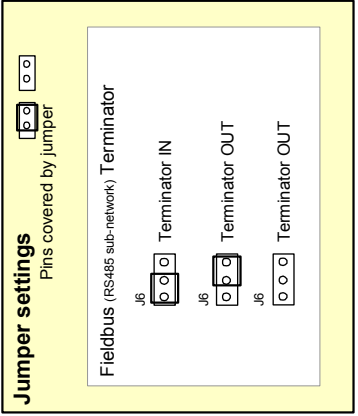
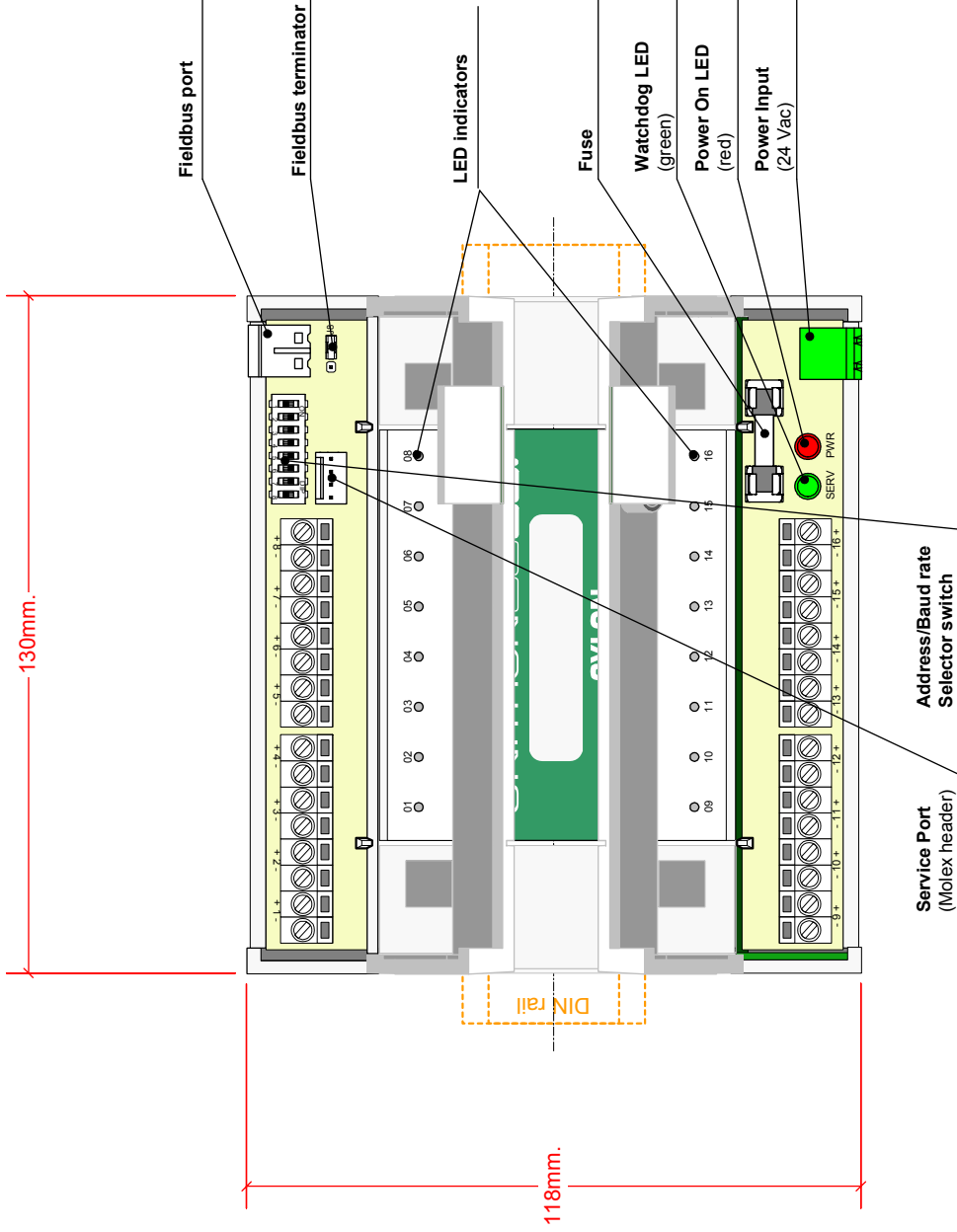
### Highly programmable and extendable through web-enabled HVAC technology

The **UnitronUC32** range offers an advanced web-based 32-bit architecture, with advanced programmability through the **Unitron Engineering Centre**. Inbuilt diagnostics, along with expanded data logging and strategy storage, is further enhanced by **Uniputs™**, offering up to 8 Universal inputs, up to 8 **Uniputs™** (AI/DI/AO/DO) and up to 8 **Uniputs™** with relays.



Due to Cylon's policy of continuous improvements these specifications may be upgraded without notice.

**UNITRONUC32.**  
Building Management System



## Specifications:

### MECHANICAL

Size	118 x 130 x 45 mm (5.7 x 5.12 x 1.78")
Enclosure	Injection moulded ABS
Mounting	DIN rail

### ENVIRONMENT

*Note: This equipment is intended for field installation within another enclosure.*

Ambient Temperature	0° - 50°C (32°-122°F) ambient.
Ambient Humidity	0% - 90% RH non-condensing
EMC Immunity	EN 50082-1
EMC Emission	EN 55011 Class B

### WIRING

*Note: Use Copper or Copper Clad Aluminium conductors only.*

Termination	I/O : PCB mounted screw terminal connections. Power: PCB mounted plug terminal connections.
Conductor Area	Max: AWG 12 (3.09 mm <sup>2</sup> ) Min: AWG 22 (0.355 mm <sup>2</sup> )

### LABEL

Indicators:	16 numbered red LEDs, one for each input. Light is on when volt free contact is closed.
-------------	---

### ELECTRICAL

Supply Requirements	24 V AC +/- 20% 50/60 Hz <i>Note: the UC32.16DI will not operate from a DC supply</i>
Transformer Rating	10 VA
Indicator	Red light is on when power is supplied

### INPUTS/OUTPUTS

**Note:** Screened cable is recommended for all input connections.

16 Digital Inputs

All inputs optoisolated from the network and 68HC11.



Open Circuit : 25Vdc (high impedance across input terminals.)

Short Circuit: 4mA current will flow through the contacts.

Return wire: Common to all inputs and Go (terminal 33).

### COMMUNICATIONS

Local RS232 TTL port @ 1200 or 9600 Baud

Max cable length 4m

Fieldbus port RS485 @ 1200, 9600, 19200 or 38400 Baud

**Note:** The Input Scan time is approximately equal to the Local Global service time in the Controller. This is related to the number of globals being serviced in the sub-network and the baud rate.

### SOFTWARE FEATURES

Although the UC32.16DI does not contain strategies it will be possible to download a module to invert the inputs. Each input also has a manual override facility. These parameters are stored in non-volatile EEPROM in the 68HC11.

Getting Point Values: A254 equal to encoded 1-8 inputs.

A255 equal to encoded 9-16 inputs.

